

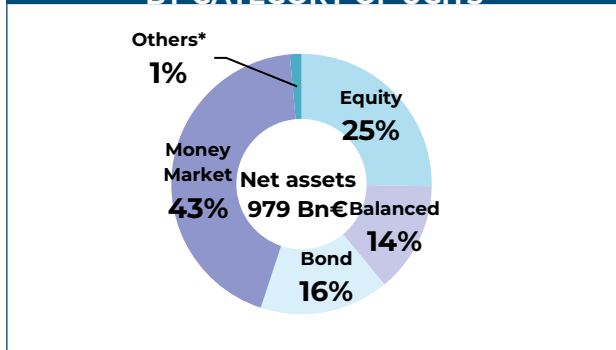
FRENCH INVESTMENT FUNDS MONTHLY STATISTICS

EVOLUTION OF NET ASSETS BY CATEGORY OF FRENCH INVESTMENT FUNDS IN € BN

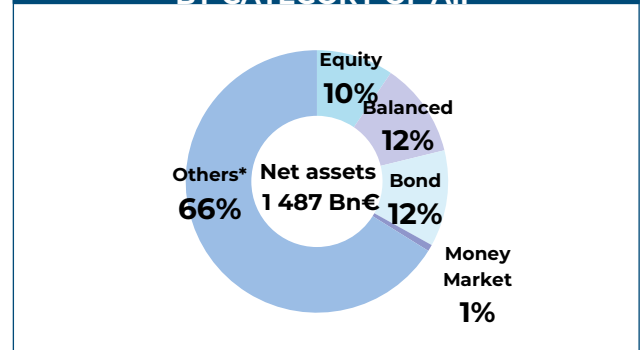
Category	Net Assets	Net assets variation	
	2024/11/30	over a month	Year To Date
Equity	388,7	8,5	29,8
Balanced	308,1	2,4	5,7
Bond	333,7	10,5	42,7
Money Market	437,6	-2,7	21,5
Others*	997,4	4,3	87,2
Total	2 465,5	23,0	186,9
Total w/o MMF.	2 027,9	25,7	165,4

* Others : Guaranteed/protected funds, Employees savings, PE, Real Estate, FoHF, and Securitization Funds

NET ASSETS BREAKDOWN BY CATEGORY OF UCITS

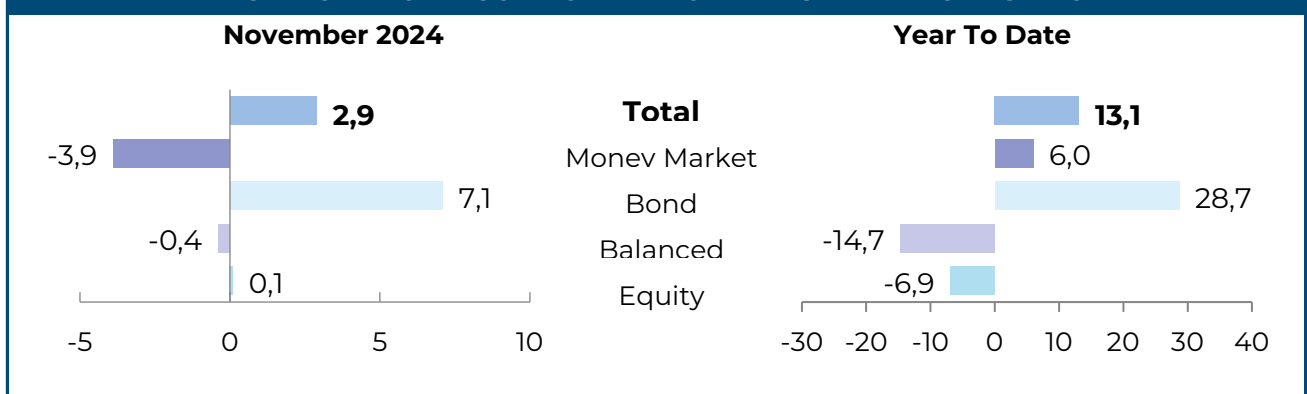


NET ASSETS BREAKDOWN BY CATEGORY OF AIF



*Others : Guaranteed/protected funds, Employees savings, PE, Real Estate, FoHF and Securitization Funds

NET SALES* BY CATEGORY OF FRENCH INVESTMENT FUNDS IN € BN



*Transfers adjusted