

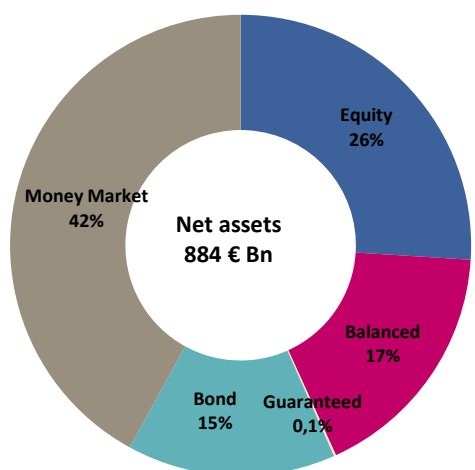
FRENCH INVESTMENT FUNDS MONTHLY STATISTICS DECEMBER 2020

Evolution of net assets by category of French Investment Funds € Bn

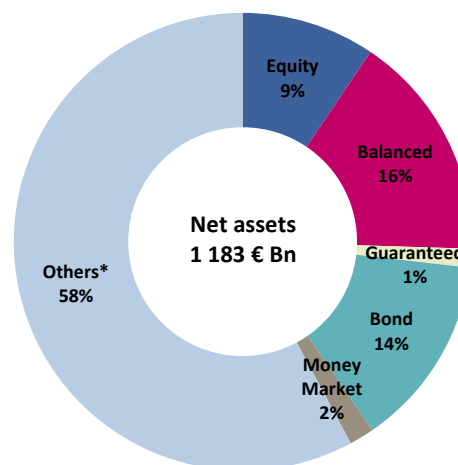
Category	Net assets	Net assets variation	
	2020/12/31	over a month	Year To Date
Equity	341,6	9,5	11,8
Balanced	342,1	6,8	-3,8
Guaranteed	17,0	-0,1	-2,3
Bond	289,9	9,9	5,0
Money Market	392,3	-1,6	78,7
Others*	684,1	13,2	10,8
Total	2067,0	37,7	100,2
Total w/o MMF.	1674,7	39,3	21,5

* Others : Employees savings, PE, Real Estate, FoHF, and Securitization Funds

Net assets breakdown by category of UCITS

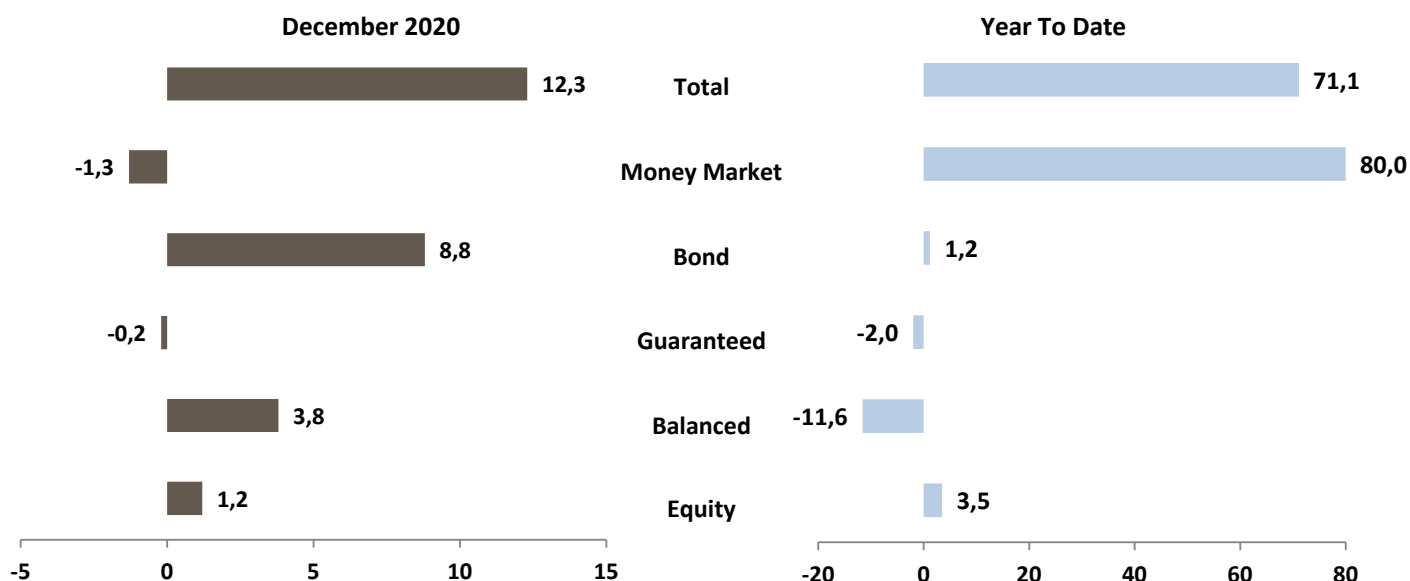


Net assets breakdown by category of AIF



*Others : Employees savings, PE, Real Estate, FoHF and Securitization Funds

Net sales* by category of French Investment Funds in € Bn



*Transfers adjusted