

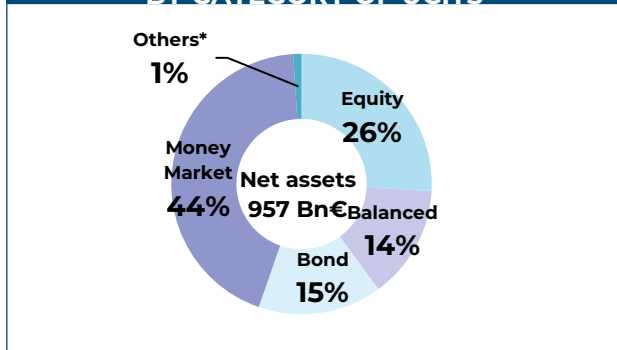
FRENCH INVESTMENT FUNDS MONTHLY STATISTICS

EVOLUTION OF NET ASSETS BY CATEGORY OF FRENCH INVESTMENT FUNDS IN € BN

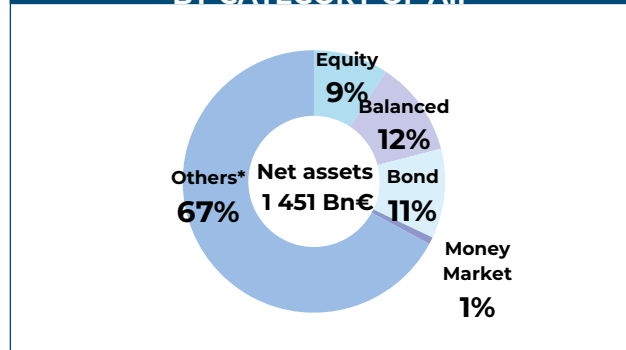
Category	Net Assets	Net assets variation	
	2024/06/30	over a month	Year To Date
Equity	381,6	-3,0	22,7
Balanced	305,4	2,2	3,0
Bond	307,2	2,4	16,2
Money Market	430,3	1,4	14,2
Others*	983,5	23,3	73,3
Total	2 408,0	26,3	129,4
Total w/o MMF.	1 977,7	24,9	115,2

* Others : Guaranteed/protected funds, Employees savings, PE, Real Estate, FoHF, and Securitization Funds

NET ASSETS BREAKDOWN BY CATEGORY OF UCITS

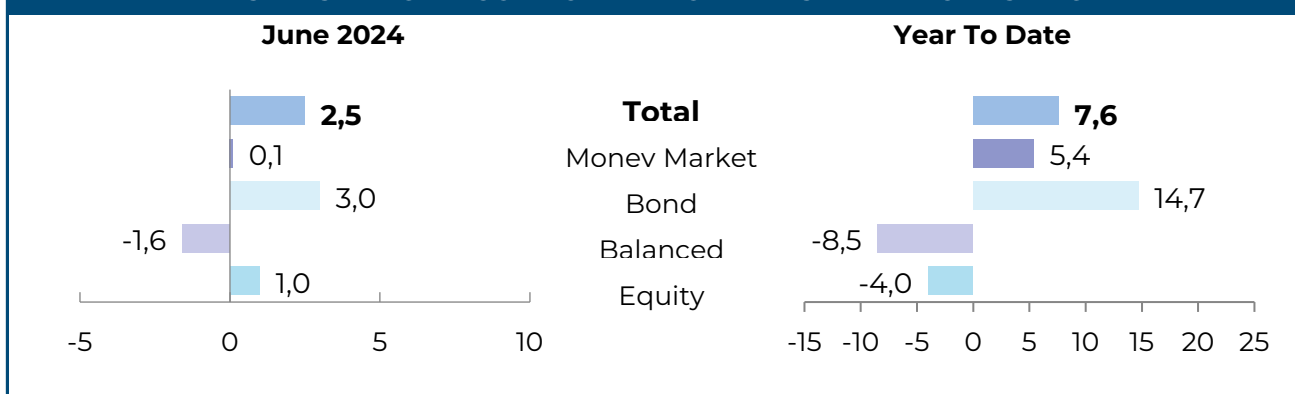


NET ASSETS BREAKDOWN BY CATEGORY OF AIF



*Others : Guaranteed/protected funds, Employees savings, PE, Real Estate, FoHF and Securitization Funds

NET SALES* BY CATEGORY OF FRENCH INVESTMENT FUNDS IN € BN



*Transfers adjusted

© www.stephanielargent.fr