

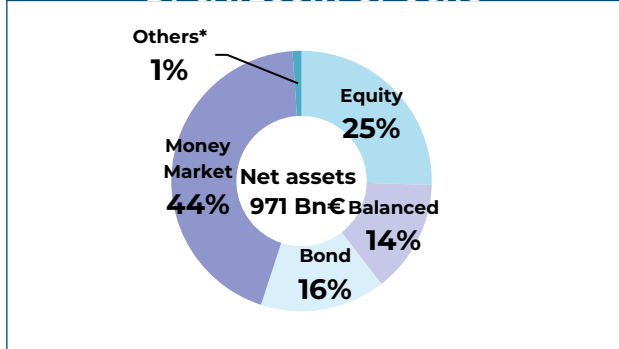
FRENCH INVESTMENT FUNDS MONTHLY STATISTICS

EVOLUTION OF NET ASSETS BY CATEGORY OF FRENCH INVESTMENT FUNDS IN € BN

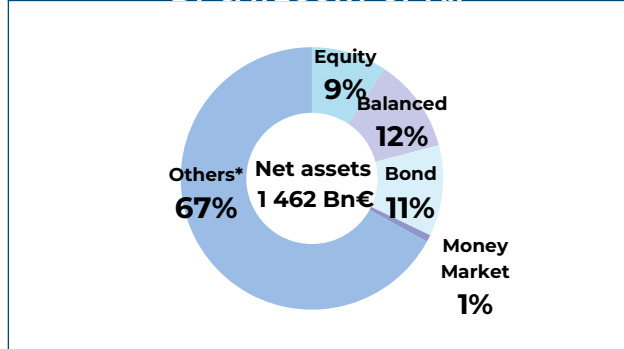
Category	Net Assets	Net assets variation	
	2024/07/31	over a month	Year To Date
Equity	383,8	2,2	24,9
Balanced	305,3	-0,1	2,9
Bond	314,7	7,5	23,7
Money Market	438,4	8,1	22,3
Others*	990,0	6,5	79,8
Total	2 432,2	24,2	153,6
Total w/o MMF.	1 993,8	16,1	131,3

* Others : Guaranteed/protected funds, Employees savings, PE, Real Estate, FoHF, and Securitization Funds

NET ASSETS BREAKDOWN BY CATEGORY OF UCITS

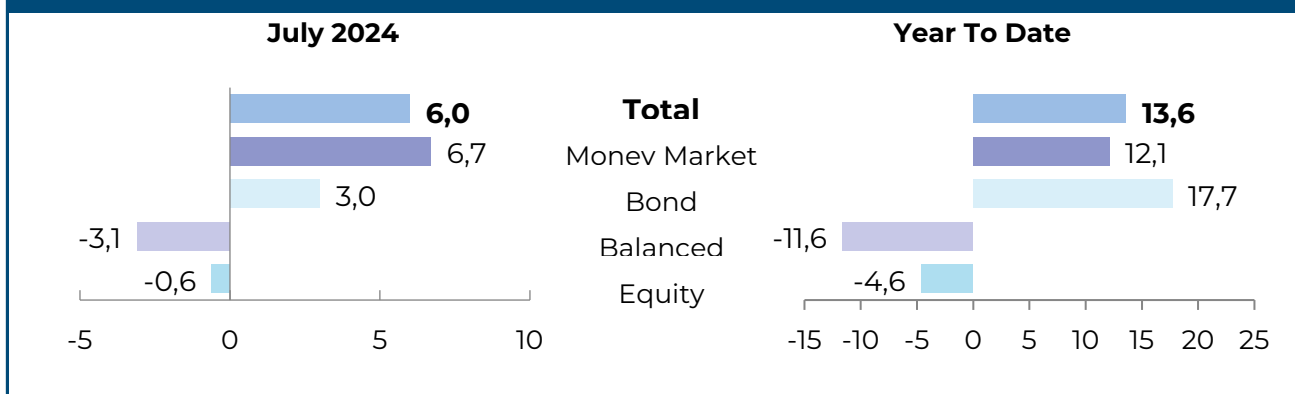


NET ASSETS BREAKDOWN BY CATEGORY OF AIF



*Others : Guaranteed/protected funds, Employees savings, PE, Real Estate, FoHF and Securitization Funds

NET SALES* BY CATEGORY OF FRENCH INVESTMENT FUNDS IN € BN



*Transfers adjusted

© www.stephanielargent.fr